

Nilfisk Ride-on sweeper

Nilfisk SR 1000S



A compact, productive sweeper for either indoor or outdoor use



Sweeping needs to be done as quickly, as discreetly, and as efficiently as possible. Whether cleaning a workshop or warehouse floor, or sweeping a shopping mall or hotel parking lot, the job should be finished quickly and thoroughly.

The Nilfisk-Advance SR 1000S works fast, is small enough to fit into an elevator, manoeuvrable enough to reach the tight corners, comes in either a battery or petrol version for indoor or outdoor work and is durable to withstand tough working conditions. What is more, with its amazing productivity the SR 1000S can cost less than manual or walk-behind sweeping.



SR 1000S



The remote vacuum option allows the operator to pick up light debris that lies in corners, on shelves or between stacked pallets. A telescopic wand is included for high reach vacuuming.



A sweeping victory

- Amazing manoeuvrability allows cleaning even in congested areas
- SR 1000S also cleans carpeted areas, using the optional carpet kit
- Improved dust control, better ramp climbing ability - up to 16% - and other top performance features
- High durability thanks to the polyethylene material
- Either battery or petrol driven versions for indoor or outdoor use
- Top safety features include emergency stop button, hood intralock switch and safety seat switch



The filter and brushes can be accessed quickly and easily without tools for service and replacement.



The batteries have a running time of up to 2.5 hours and with the on-board charger, it can be recharged anywhere.

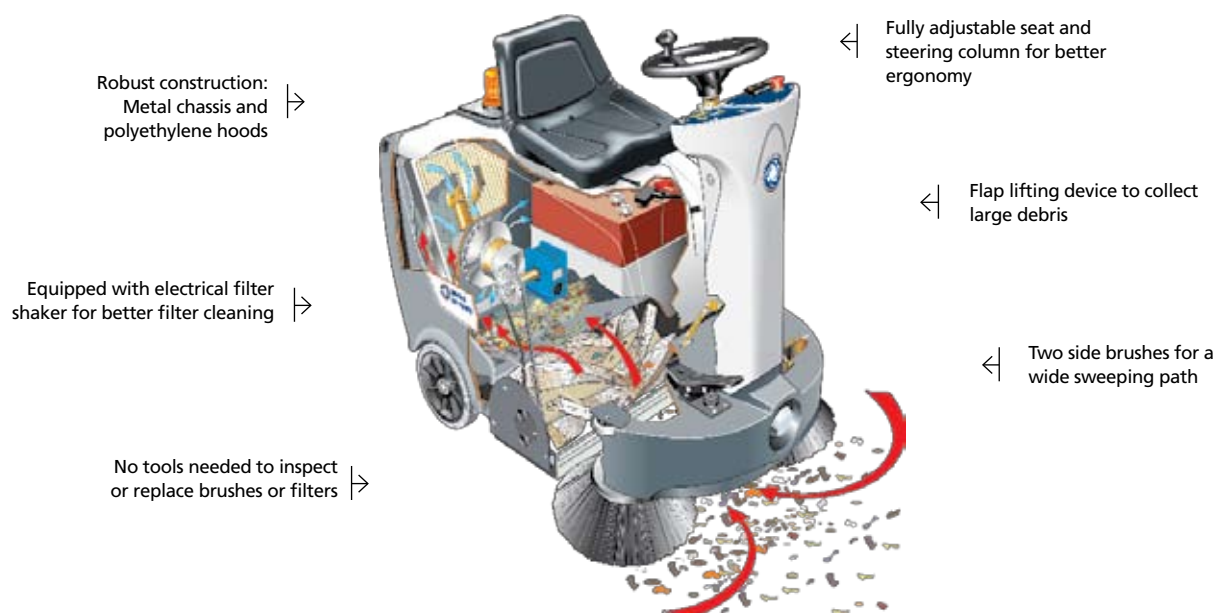


The steering column adjusts for easy access to the machine and for maximum operator comfort.



A key option is the special carpet kit. This includes natural fibre main and side brushes, non-marking flaps and a pre-filter grid to catch the carpet fibres.

The SR 1000S makes sweeping simple



Technical specifications

Description	Unit	SR 1000S B	SR 1000S P
Motor power source		24V Battery	Petrol
Motor brand		AMRE	HONDA
Productivity rate theoretical/ actual	m ² /h	5000/3700	5000/3700
Working width w/ right side brush	mm	-	-
Working width w/ 2 side brushes	mm	1000	1000
Turning radius	mm	983	983
Max. speed	km/h	5.5	5.5
Hopper volume	l	50	50
Max. dumping height	cm	-	-
Main filter area	m ²	3	3
Length x width x height	cm	126x100x116	126x100x116
Weight w/o batteries	kg	153	184

CE Specifications and details are subject to change without prior notice.

96019306-06/08

Nilfisk Ride-on sweeper

Nilfisk SR 1100S



Reliable down-to-earth efficiency



A RIDE-ON SWEEPER THAT MAKES SENSE

The vast majority of ride-on professional sweeping jobs demand a machine that is compact, manoeuvrable, reliable and capable of performing all the essentials.

Nilfisk-Advance understands this because it is a company that spends time talking to its customers. 100 years of experience has taught us that this is the best way to find out what professional cleaners really need.

The SR 1100S represents simplicity in its most sophisticated form. No frills, no bells or whistles - just honest, down-to-earth cleaning efficiency with typical Nilfisk flare.


It sounds easy, but providing productive, quality floor sweeping in an economical package requires genius. The genius of a global leader.



SR 1100S



Battery and petrol versions available for indoor or outdoor cleaning. The 6km/hour speed and fantastic climbing ability (20% grade) mean first-class productivity in all operating conditions



True innovation

More cleaning – less machine!

3

- Superb manoeuvrability and tight turning radius permits cleaning in narrow, congested areas
- Solid metal traction motor support and broom motor circuit breakers provide greater reliability and less downtime
- Excellent filtering capacity and large hopper means that more debris can be collected without creating dust
- Adjustable steering column, heel & toe pedal for directional control, plus optimal all-around visibility provide ergonomic and safer operation
- Extra long running time (6 hours) made possible by optional battery tray. 4 hours running time with standard batteries
- Quality design includes polyethylene construction and steel frame body for rugged, professional use



Light debris in corners or above floor level can be quickly collected with the remote on-board vacuum system



Nilfisk's famous no-tools concept allows fast and easy replacement of brushes and filter for minimal downtime



Large range of optional accessories provides the right tools for specific jobs e.g. carpet kit, special filters and brushes, overhead guard, 2x18 litres hopper containers etc.

The SR 1100S makes cleaning both economical and productive

Dust panel filter has 5 m² of surface area for better dust control |>

70 litre hopper offers greater dirt storage and less emptying time |>

No tools needed to access brushes and filter |>

Large size flap allows pick-up of bigger debris |>



<| Adjustable seat and steering column for ergonomic and safer operation

<| Ergonomic and robust levers to raise and lower all brushes

<| Battery or petrol versions available for indoor or outdoor operation

Technical specifications


Description	Unit	SR 1100S B	SR 1100S B LSB*	SR 1100S P	SR 1100S LSB*
Motor power source		24V Battery 400 W	24V Battery 400 W	Petrol 2.9kw/3.9hp	Petrol 2.9kw/3.9hp
Motor brand		AMRE	AMRE	HONDA	HONDA
Productivity rate theoretical/ actual	m ² /h	5400/4400	6600/5400	5400/4400	6600/5400
Working width (mainbroom only)	mm	700	700	700	700
Working width (w/ sidebrushes)	mm	900	1100	900	1100
Turning radius	mm	1310	1310	1310	1310
Max. speed	km/h	6	6	6	6
Hopper volume	l	70	70	70	70
Main filter area	m ²	5	5	5	5
Length x width x height	cm	148x93x122	148x93x122	148x93x122	148x93x122
Weight	kg	255	260	315	320

* Left side brush (w/ 2 brushes as standard)

CE Specifications and details are subject to change without prior notice.

Nilfisk Ride-on sweeper

Nilfisk SR 1301



A great sweeper just got better



A front flap enables the collection of large debris without the operator having to stop the machine and pick it up manually.



The high capacity hopper holds up to 130 litres of dirt, and is able to dump it to a height of 1.37 m



The Nilfisk SR 1300H has proven itself as one of the most innovative and productive compact ride-on sweepers of all time. Now, the new SR 1301 has incorporated upgrades and technical advances that make it even better than its predecessor. Better performance, more suction, greater sweeping capability, the latest in ergonomics, and even more reliability. To be a leader means always seeking improvement.

The SR 1301 combines flexible, compact design with highly productive and effective sweeping. For parking areas, warehouses, shopping malls, factory floors, and anywhere there is a need to clean quickly and easily. The all-new SR 1301 provides the right solution as it manoeuvres around obstacles with ease, whilst the high-speed brush rotation and constant pressure ensure maximum cleaning performance. In fact, the unit's sweeping and suction represent the best in this class of sweeper.

The operator can fully focus on getting the job done well, thanks to the excellent ergonomics and all around visibility. Maintenance is easy with Nilfisk's no-tools-needed system for main components, and the machine's increased robustness means an extended lifecycle for lower overall costs.

Technical specifications

Description	Unit	SR 1301 B	SR 1301 P
Motor power source		Battery 24V	Petrol
Motorbrand		Amre	Briggs & Stratton, 1cyl, 9hp
Max speed	km/h	5	7
Productivity rate theoretical/actual	m ² /h	9500/6500	10800/7600
Working width w/right side brush	mm	1054	1054
Working width w/2 side brushes	mm	1308	1308
Turning radius	cm	168.5	168.5
Hopper volume	l	130	130
Max. dumping height	cm	137	137
Main filter area	m ²	4.2	4.2
Length x width x height	cm	177.6 x 120.8 x 135	177.6 x 120.8 x 135
Weight	kg	723	743

CE Specifications and details are subject to change without prior notice.