



Smarter design for lower cleaning costs

The new range of walk-behind scrubber/dryers offers more of everything that is important for floor cleaning efficiency: more productivity, more running time, more ergonomic features, more reliability, more options and more cost-effectiveness.

Nilfisk scrubber/dryers BA/CA 551/611 make effective floor cleaning a fast, quiet and inexpensive task. At the same time, these machines also offer less noise, less water and detergent consumption, fewer battery charge stops and, most importantly, a lower overall cost of cleaning.

EDS (ECO Dosage Solution) is offered as an option, ensuring longer time on the floor. With EDS you can use 27 water tank loads (of 55 L) before the highly concentrated detergent cartridge needs changing.

PRODUCT FACTS

- EDS (ECO Dosage Solution) for automatic and accurate detergent mixing. Offered as an optional kit
- Exceptionally low noise level permits cleaning anywhere at any time, even in noise sensitive areas
- Interchangeable brush decks allow choice of 3 different sizes; 53 & 61 cm disc or 51 cm cylindrical
- ECO Solution provides substantial savings in water and detergent consumption

Model	CA 551	CA 551	BA 551	BA 551 D
Ref. no	908 7150 020	908 7169 020	908 7146 020	908 7147 020
Description	SCRUBBER CA 551	SCRUBBER CA 551 UK	SCRUBBER BA 551	SCRUBBER BA 551 D W/ DRIVE
PRODUCT FEATURES				
BATTERY VERSION			■	■
WITH TRACTION MOTOR				■
CABLE VERSION	■	■		
CLICK ON-OFF BRUSH			■	■
CYLINDRICAL DECK				
DISC DECK	■	■	■	■
INTERCHANGEABLE BRUSH DECK	■	■	■	■
OFF-SET BRUSH	■	■	■	■
REMOVABLE RECOVERY LID	■	■	■	■
WATER LEVEL INDICATOR	■	■	■	■
ECO SOLUTION (WATER & CHEMICAL SAVING)	■	■	■	■
INCL. ACCESSORIES				
909 6860 000 BLADES RUBBER KIT 740MM/29	■	■	■	■
9097499000 BLADES RUBBER KIT 840MM/33				
909 6739 000 CHARGER BATTERY CPL KIT				
909 6738 000 PRESSURE EXTRA BRUSH KIT GAS SPRING 50N				■

Technical specifications	CA 551	CA 551	BA 551	BA 551 D
PLUG TYPE	EU	UK	ALL	ALL
MAX SPEED (KM/H)	-	-	-	5,6
VOLTAGE (V)	230	230	24	24
IP PROTECTION CLASS	IPx4	IPx4	IPx4	IPx4
INSULATION CLASS	I	I	III	III
RATED POWER	1650	1650	810	1010
AIRFLOW (L/SEC)	36	36	25,3	25,3
VACUUM (KPA)	13	13	11	11
SOUND PRESSURE LEVEL AT 1.5 M (DB(A)ISO 3744)	67,3	67,3	65,8	65,8
MAXIMUM RUNNING TIME	-	-	3H	3H
PRODUCTIVITY RATE THEORETICAL/ ACTUAL (M²/H)	2120/1060	2120/1060	2120/1270	2120/1270
SCRUBBING WIDTH (MM)	530	530	530	530
MAX CLIMBING RATE (%)	-	-	-	16
WATER FLOW (L/M)	0,55/1,6	0,55/1,6	0,55/1,1	0,55/1,1
SOLUTION/RECOVERY TANK (L)	55/55	55/55	55/55	55/55
SQUEEGEE WIDTH (MM)	760	760	760	760
BRUSH/PAD DIAMETER (MM)	1/530	1/530	1/530	1/530
BRUSH PRESSURE (KG)	30	30	21	21/28
BRUSH SPEED (RPM)	150	150	135	135
LENGTH X WIDTH X HEIGHT (CM)	130x54x109	130x54x109	132x54x109	132x54x109
NET WEIGHT (KG)	131	131	88	109
OPERATING WEIGHT (KG)	186	186	237	254

Model	BA 551 D	BA 551 D	BA 551 CD	BA 551 CD
Ref. no	908 7155 020	908 7157 020	908 7148 020	908 7156 020
Description	SCRUBBER BA 551 D UK	SCRUBBER BA 551 D W/DRIVEW/BAT.CHARGER	SCRUBBER BA 551C D W/ DRIVE W/CYL.	SCRUBBER BA 551CD UK
PRODUCT FEATURES				
BATTERY VERSION	■	■	■	■

WITH TRACTION MOTOR	■	■	■	■
CABLE VERSION				
CLICK ON-OFF BRUSH	■	■		
CYLINDRICAL DECK			■	■
DISC DECK	■	■		
INTERCHANGEABLE BRUSH DECK	■	■	■	■
OFF-SET BRUSH	■	■	■	■
REMOVABLE RECOVERY LID	■	■	■	■
WATER LEVEL INDICATOR	■	■	■	■
ECO SOLUTION (WATER & CHEMICAL SAVING)	■	■	■	■
INCL. ACCESSORIES				
909 6860 000 BLADES RUBBER KIT 740MM/29	■	■	■	■
9097499000 BLADES RUBBER KIT 840MM/33				
909 6739 000 CHARGER BATTERY CPL KIT	■	■		■
909 6738 000 PRESSURE EXTRA BRUSH KIT GAS SPRING 50N	■	■		■

Technical specifications	BA 551 D	BA 551 D	BA 551 CD	BA 551 CD
PLUG TYPE	UK	EU	ALL	UK
MAX SPEED (KM/H)	5,6	5,6	5,6	5,6
VOLTAGE (V)	24//100-230	24//100-230	24	24//100-230
IP PROTECTION CLASS	IPx4	IPx4	IPx4	IPx4
INSULATION CLASS	III	III	III	III
RATED POWER	1010	1010	1330	1330
AIRFLOW (L/SEC)	25,3	25,3	25,3	25,3
VACUUM (KPA)	11	11	11	11
SOUND PRESSURE LEVEL AT 1.5 M (DB(A)ISO 3744)	65,8	65,8	65,8	65,8
MAXIMUM RUNNING TIME	3H	3H	2,5H	2,5H
PRODUCTIVITY RATE THEORETICAL/ ACTUAL (M²/H)	2120/1270	2120/1270	2040/1220	2040/1220
SCRUBBING WIDTH (MM)	530	530	510	510
MAX CLIMBING RATE (%)	16	16	16	16
WATER FLOW (L/M)	0,55/1,1	0,55/1,1	0,55/1,1	0,55/1,1
SOLUTION/RECOVERY TANK (L)	55/55	55/55	55/55	55/55
SQUEEGEE WIDTH (MM)	760	760	760	760
BRUSH/PAD DIAMETER (MM)	1/530	1/530	2xCYL	2xCYL
BRUSH PRESSURE (KG)	21/28	21/28	26	26
BRUSH SPEED (RPM)	135	135	570	570
LENGTH X WIDTH X HEIGHT (CM)	132x54x109	132x54x109	125x57x109	125x57x109
NET WEIGHT (KG)	109	109	112	112
OPERATING WEIGHT (KG)	255	255	257	257

Model	BA 551 CD	BA 611 D	BA 611 D	BA 611 D
Ref. no	908 7158 020	908 7149 020	908 7159 020	908 7160 020
Description	SCRUBBER BA 551 CD W/ DRIVE W/BAT.	SCRUBBER BA 611 D W/ DRIVE	SCRUBBER BA 611 D W/ DRIVE W/BAT.	SCRUBBER BA 611 D UK

PRODUCT FEATURES

BATTERY VERSION	■	■	■	■
WITH TRACTION MOTOR	■	■	■	■
CABLE VERSION				
CLICK ON-OFF BRUSH		■	■	■
CYLINDRICAL DECK	■			
DISC DECK		■	■	■
INTERCHANGEABLE BRUSH DECK	■	■	■	■



Nilfisk-Advance A/S
Sognevej 25, 2605 Brøndby
Tel: +45 43238100 - Fax: +45 43437700

www.nilfisk-advance.com

FSMaster









Print created: 14-02-2009 13:11
3 / 8







OFF-SET BRUSH	■	■	■	■
REMOVABLE RECOVERY LID	■	■	■	■
WATER LEVEL INDICATOR	■	■	■	■
ECO SOLUTION (WATER & CHEMICAL SAVING)	■	■	■	■




INCL. ACCESSORIES

909 6860 000 BLADES RUBBER KIT 740MM/29	■			
9097499000 BLADES RUBBER KIT 840MM/33		■	■	■
909 6739 000 CHARGER BATTERY CPL KIT	■		■	■
909 6738 000 PRESSURE EXTRA BRUSH KIT GAS SPRING 50N				

Technical specifications	BA 551 CD	BA 611 D	BA 611 D	BA 611 D
PLUG TYPE	EU	ALL	EU	UK
MAX SPEED (KM/H)	5,6	5,6	5,6	5,6
VOLTAGE (V)	24//100-230	24	24//100-230	24//100-230
IP PROTECTION CLASS	IPx4	IPx4	IPx4	IPx4
INSULATION CLASS	III	III	III	III
RATED POWER	1330	1230	1230	1230
AIRFLOW (L/SEC)	25,3	25,3	25,3	25,3
VACUUM (KPA)	11	11	11	11
SOUND PRESSURE LEVEL AT 1.5 M (DB(A)ISO 3744)	65,8	65,8	65,8	65,8
MAXIMUM RUNNING TIME	2,5H	3H	3H	3H
PRODUCTIVITY RATE THEORETICAL/ ACTUAL (M ² /H)	2040/1220	2440/1460	2440/1460	2440/1460
SCRUBBING WIDTH (MM)	510	610	610	610
MAX CLIMBING RATE (%)	16	16	16	16
WATER FLOW (L/M)	0,55/1,1	0,55/1,1	0,55/1,1	0,55/1,1
SOLUTION/RECOVERY TANK (L)	55/55	55/55	55/55	55/55
SQUEEGEE WIDTH (MM)	760	810	810	810
BRUSH/PAD DIAMETER (MM)	2xCYL	2/305	2/305	2/305
BRUSH PRESSURE (KG)	26	21/28	21/28	21/28
BRUSH SPEED (RPM)	570	230	230	230
LENGTH X WIDTH X HEIGHT (CM)	125x57x109	131x65x109	131x65x109	131x65x109
NET WEIGHT (KG)	112	110	110	110
OPERATING WEIGHT (KG)	258	255	256	256

Accessories	Ref. no	Min. required	CA 551	BA 551	BA 551 D	BA 551 CD	BA 611 D
Batteries GEL							
	2 PCS 12 MFP 80 BATTERY	L00190283	1		■	■	■
	BATT.12V-105Ah GEL Monobloc	80564400	2		■	■	■
	BATT.12V-70Ah GEL Monobloc	80564300	2		■	■	■
Batteries WET							
	2 PCS. VPB 12/120 BATTERY	L00190286	1		■	■	■
	2 PCS. VPB 12/90 BATTERY	L00190289	1		■	■	■
	2 PCS BATT 00200049	L00200249	1		■	■	■
	BATT.12V-110Ah WET Tubular Monobloc	80564600	2		■	■	■
	BATT.12V-72Ah WET Tubular Monobloc	80564700	2		■	■	■
	BATT.12V-85Ah WET Semi T Monobloc	80564800	2		■	■	■
	BATT.12V-110Ah WET Semi T Monobloc	L00200049	2		■	■	■
ON-BOARD CHARGER							
	CHARGER BATTERY CPL KIT	909 6739 000	1		■	■	■
Chargers WET							
	STC 24/20 EU	80547100	1		■	■	■
	STC 24/20 UK	80547600	1		■	■	■
Chargers GEL							
	SMC 24/20 EU	80546800	1		■	■	■
	SMC 24/20 UK	80547300	1		■	■	■
Charger plug							
	CONNECTOR 120A	146 1986 000	1				
	PLUG UK	82179200	1		■	■	■
Padholders							
	PAD HOLDER KIT CPL 305MM W/CENTER LOCK	L08603939	2				■
	PAD HOLDER 450MM	L08837017	1				
	PAD HOLDER 530MM	L08837018	1	■	■	■	
Pad 12" / 305mm							
 305 mm	PAD 12 305MM WHITE 5PCS	82256800	2				■

Accessories	Ref. no	Min. required	CA 551	BA 551	BA 551 D	BA 551 CD	BA 611 D
Pad 12" / 305mm							
 305mm	PAD 12 305MM BLUE 5PCS	L00190790	2				■
	PAD 12 305MM BROWN 5PCS	L00190791	2				■
	PAD 12 305MM RED 5PCS	L00190792	2				■
	PAD 12 305MM GREEN 5PCS	L00276002	2				■
	PAD 12 305MM BLACK 5 PCS	L00276004	2				■
Pad 21" / 530mm							
 530mm	PAD 21 530MM WHITE 5PCS	82322200	1	■	■	■	
	PAD 21 530MM BLACK 5PCS	82322300	1	■	■	■	
	PAD 21 530MM GREEN 5PCS	L00277025	1	■	■	■	
	PAD 21 530MM RED 5PCS	L08837043	1	■	■	■	
	PAD 21 530MM BLUE 5PCS	L08837044	1	■	■	■	
	PAD 21 530MM BROWN 5PCS	L08837045	1	■	■	■	
Brush disc. 305mm							
 305mm	BRUSH PROLENE 305MM	L08603842	2				■
	BRUSH MIDLITE GRIT180	L08603872	2				■
	BRUSH MIDGRIT 240 305MM	L08603873	2				■
	BRUSH PROLITE 305MM	L08603874	2				■
	BRUSH UNION MIX 305MM	L08603875	2				■
Brush disc. 530mm							
 530mm	BRUSH PROLENE 530MM	L08837025	1	■	■	■	
	BRUSH PROLITE 530MM	L08837026	1	■	■	■	
	BRUSH UNION MIX 530MM	L08837027	1	■	■	■	
	BRUSH, MIDLITE 180 GRIT	L08837028	1	■	■	■	
	BRUSH, MIDGRIT MEDIUM	L08837029	1	■	■	■	
	BRUSH MAGNA GRIT 46 530MM	L08837065	1	■	■	■	
	BRUSH DYNA GRIT 80 530MM	L08837066	1	■	■	■	
	BRUSH ASLIDEE GRIT 500	L08837067	1	■	■	■	
Brush, cylindrical							
	BRUSH CYL. PPL 0.4 20"	909 5823 000	2				■
	BRUSH CYL. NYLON 0.45 20"	909 5824 000	2				■
	BRUSH CYL. ABRASIVE 0.60 20"	909 5825 000	2				■
Squeegees, blades, skirts and splash guards							
	SPLASH GUARD KIT	909 6736 000	1	■	■	■	
	SPLASH GUARD KIT	909 6737 000	1	■	■	■	
	BRUSH DECK 530MM/21 KIT WITH SQUEEGEE	909 6848 000	1			■	
	BRUSH DECK 510MM/20 CYL KIT WITH SQUEEG	909 6849 000	1				■
	BRUSH DECK 610MM/24 KIT WITH SQUEEGEE	909 6850 000	1				■
	SQUEEGEE CPL ALU 760MM/30KIT	909 6851 000	1	■	■	■	■
	BLADES PU KIT 740MM/29	909 6858 000	1	■	■	■	■
	BLADES PU KIT 840MM/33	909 6859 000	1				■
	BLADES RUBBER KIT 740MM/29	909 6860 000	1	■	■	■	■
	BLADES RUBBER KIT 840MM/33	9097499000	1				■

Accessories		Ref. no	Min. required	CA 551	BA 551	BA 551 D	BA 551 CD	BA 611 D	
	Assembly								
	PRESSURE EXTRA BRUSH KIT GAS SPRING 50N	909 6738 000	1		■				
	Others								
	FILTER ANTIFOAMING	909 5065 000	1	■	■	■	■	■	
	HOSE FILLING	909 5327 000	1	■	■	■	■	■	
	BAND RUBBER KIT	909 6734 000	1	■	■	■	■	■	
	COUNTER HOUR 230V KIT	909 6735 000	1	■					
	WHEEL CASTOR SS	909 6900 000	1	■	■	■	■	■	
	COUNTER HOUR 24V KIT	9096951000	1		■	■	■	■	
WHEEL FRONT D.250 DRIVE 65SH	9097026000	2			■	■	■		
	Detergent equipment								
	EDS KIT	909 6744 000	1			■	■	■	
	CHEMICAL BOTTLE ASSEMBLY	56315503	1			■	■	■	