



### Silent, compact and easy to manoeuvre

The walk-behind series has retained the best of the former generation, but offers more comfort and productivity in an improved design. All machines are equipped with ECO Solution, which when activated reduces water consumption by 50%. Only 1 L of water is used for cleaning as much as 64 m<sup>2</sup>.

The BA/CA 451/531 have a very low noise level allowing daytime cleaning anywhere, even in noise sensitive areas. Floors are cleaned and dried in one single pass, and the compact design permits cleaning right to the edge, even in congested areas. EDS - ECO Dosage Solution - is offered as an option, ensuring longer time on the floor. With EDS you can use 38 water tank loads (of 40 L) before the highly concentrated detergent cartridge needs changing. Up to 10% more running time with the same battery packs also ensures longer time on the floor. This serie makes effective floor cleaning a fast, quiet and inexpensive task.

### PRODUCT FACTS

- Low noise level
- Recovery tank can be tilted allowing easy access to the internal components and battery maintenance
- EDS (ECO Dosage Solution) for automatic and accurate detergent mixing with direct injection. Offered as an optional kit
- Adjustable brush pressure, 45 to 53 cm interchangeable decks allow customization to the cleaning task

Model	CA 451	CA 451	BA 451	BA 451 D
Ref. no	908 7144 020	908 7167 020	908 7140 020	908 7141 020
Description	SCRUBBER CA 451	SCRUBBER CA 451 UK	SCRUBBER BA 451	SCRUBBER BA 451 D W/ DRIVE
<b>PRODUCT FEATURES</b>				
BATTERY VERSION			■	■
WITH TRACTION MOTOR				■
CABLE VERSION	■	■		
CLICK ON-OFF BRUSH			■	■
DISC DECK	■	■	■	■
INTERCHANGEABLE BRUSH DECK	■	■	■	■
OFF-SET BRUSH	■	■	■	■
REMOVABLE RECOVERY LID	■	■	■	■
WATER LEVEL INDICATOR	■	■	■	■
ECO SOLUTION (WATER & CHEMICAL SAVING)	■	■	■	■
<b>INCL. ACCESSORIES</b>				
909 6860 000 BLADES RUBBER KIT 740MM/29	■	■	■	■
909 6739 000 CHARGER BATTERY CPL KIT				
909 6738 000 PRESSURE EXTRA BRUSH KIT GAS SPRING 50N				■

Technical specifications	CA 451	CA 451	BA 451	BA 451 D
PLUG TYPE	EU	UK	ALL	ALL
MAX SPEED (KM/H)	-	-	-	4,5
VOLTAGE (V)	230	230	24	24
IP PROTECTION CLASS	IPx4	IPx4	IPx4	IPx4
INSULATION CLASS	I	I	III	III
RATED POWER	1650	1650	810	1010
AIRFLOW (L/SEC)	36	36	25,3	25,3
VACUUM (KPA)	13	13	11	11
SOUND PRESSURE LEVEL AT 1.5 M (DB(A)ISO 3744)	67,3	67,3	65,8	65,8
MAXIMUM RUNNING TIME	-	-	3H	3H
PRODUCTIVITY RATE THEORETICAL/ ACTUAL (M <sup>2</sup> /H)	1800/900	1800/900	1800/1080	1800/1080
SCRUBBING WIDTH (MM)	450	450	450	450
MAX CLIMBING RATE (%)	-	-	-	16
WATER FLOW (L/M)	0,55 to 1,6	0,55 to 1,6	0,55 to 1,1	0,55 to 1,1
SOLUTION/RECOVERY TANK (L)	40/40	40/40	40/40	40/40
SQUEEGEE WIDTH (MM)	760	760	760	760
BRUSH/PAD DIAMETER (MM)	1/460	1/460	1/460	1/460
BRUSH PRESSURE (KG)	29	29	19	19/26
BRUSH SPEED (RPM)	150	150	135	135
LENGTH X WIDTH X HEIGHT (CM)	115x51x105	115x51x105	119x51x105	119x51x105
NET WEIGHT (KG)	134	134	88	105
OPERATING WEIGHT (KG)	176	176	220	237

Model	BA 451 D	BA 451 D	CA 531	CA 531
Ref. no	908 7151 020	908 7152 020	908 7145 020	908 7168 020
Description	SCRUBBER BA 451 D W/ DRIVE W/BAT.	SCRUBBER BA 451 D UK	SCRUBBER CA 531	SCRUBBER CA 531 UK
<b>PRODUCT FEATURES</b>				
BATTERY VERSION	■	■		
WITH TRACTION MOTOR	■	■		
CABLE VERSION			■	■

CLICK ON-OFF BRUSH	■	■		
DISC DECK	■	■	■	■
INTERCHANGEABLE BRUSH DECK	■	■	■	■
OFF-SET BRUSH	■	■	■	■
REMOVABLE RECOVERY LID	■	■	■	■
WATER LEVEL INDICATOR	■	■	■	■
ECO SOLUTION (WATER & CHEMICAL SAVING)	■	■	■	■
<b>INCL. ACCESSORIES</b>				
909 6860 000 BLADES RUBBER KIT 740MM/29	■	■	■	■
909 6739 000 CHARGER BATTERY CPL KIT	■	■		
909 6738 000 PRESSURE EXTRA BRUSH KIT GAS SPRING 50N	■	■		

Technical specifications	BA 451 D	BA 451 D	CA 531	CA 531
PLUG TYPE	EU	UK	EU	UK
MAX SPEED (KM/H)	4,5	4,5	-	-
VOLTAGE (V)	24//100-230	24//100-230	230	230
IP PROTECTION CLASS	IPx4	IPx4	IPx4	IPx4
INSULATION CLASS	III	III	I	I
RATED POWER	1010	1010	1650	1650
AIRFLOW (L/SEC)	25,3	25,3	36	36
VACUUM (KPA)	11	11	13	13
SOUND PRESSURE LEVEL AT 1.5 M (DB(A)ISO 3744)	65,8	65,8	67,3	67,3
MAXIMUM RUNNING TIME	3H	3H	-	-
PRODUCTIVITY RATE THEORETICAL/ ACTUAL (M <sup>2</sup> /H)	1800/1080	1800/1080	2120/1060	2120/1060
SCRUBBING WIDTH (MM)	450	450	530	530
MAX CLIMBING RATE (%)	16	16	-	-
WATER FLOW (L/M)	0,55 to 1,1	0,55 to 1,1	0,55 to 1,6	0,55 to 1,6
SOLUTION/RECOVERY TANK (L)	40/40	40/40	40/40	40/40
SQUEEGEE WIDTH (MM)	760	760	760	760
BRUSH/PAD DIAMETER (MM)	1/460	1/460	1/530	1/530
BRUSH PRESSURE (KG)	19/26	19/26	30	30
BRUSH SPEED (RPM)	135	135	150	150
LENGTH X WIDTH X HEIGHT (CM)	119x51x105	119x51x105	118x54x105	118x54x105
NET WEIGHT (KG)	105	105	135	135
OPERATING WEIGHT (KG)	238	238	177	177

Model	BA 531	BA 531 D	BA 531 D	BA 531 D
Ref. no	908 7142 020	908 7143 020	908 7153 020	908 7154 020
Description	SCRUBBER BA 531	SCRUBBER BA 531 D W/ DRIVE	SCRUBBER BA 531 D W/ DRIVE W/BAT.	SCRUBBER BA 531 D UK

<b>PRODUCT FEATURES</b>				
BATTERY VERSION	■	■	■	■
WITH TRACTION MOTOR		■	■	■
CABLE VERSION				
CLICK ON-OFF BRUSH	■	■	■	■
DISC DECK	■	■	■	■
INTERCHANGEABLE BRUSH DECK	■	■	■	■
OFF-SET BRUSH	■	■	■	■
REMOVABLE RECOVERY LID	■	■	■	■
WATER LEVEL INDICATOR	■	■	■	■
ECO SOLUTION (WATER & CHEMICAL SAVING)	■	■	■	■
<b>INCL. ACCESSORIES</b>				



Nilfisk-Advance A/S  
Sognevej 25, 2605 Brøndby  
Tel: +45 43238100 - Fax: +45 43437700





www.nilfisk-advance.com









FSMaster

Print created: 14-02-2009 13:07  
3 / 12


909 6860 000 BLADES RUBBER KIT 740MM/29	■	■	■	■
909 6739 000 CHARGER BATTERY CPL KIT			■	■
909 6738 000 PRESSURE EXTRA BRUSH KIT GAS SPRING 50N		■	■	■

Technical specifications	BA 531	BA 531 D	BA 531 D	BA 531 D
PLUG TYPE	ALL	ALL	EU	UK
MAX SPEED (KM/H)	-	4,5	4,5	4,5
VOLTAGE (V)	24	24	24//100-230	24//100-230
IP PROTECTION CLASS	IPx4	IPx4	IPx4	IPx4
INSULATION CLASS	III	III	III	III
RATED POWER	810	1010	1010	1010
AIRFLOW (L/SEC)	25,3	25,3	25,3	25,3
VACUUM (KPA)	11	11	11	11
SOUND PRESSURE LEVEL AT 1.5 M (DB(A)ISO 3744)	65,8	65,8	65,8	65,8
MAXIMUM RUNNING TIME	3H	3H	3H	3H
PRODUCTIVITY RATE THEORETICAL/ ACTUAL (M <sup>2</sup> /H)	2120/1270	2120/1270	2120/1270	2120/1270
SCRUBBING WIDTH (MM)	530	530	530	530
MAX CLIMBING RATE (%)	-	16	16	16
WATER FLOW (L/M)	0,55 to 1,1	0,55 to 1,1	0,55 to 1,1	0,55 to 1,1
SOLUTION/RECOVERY TANK (L)	40/40	40/40	40/40	40/40
SQUEEGEE WIDTH (MM)	760	760	760	760
BRUSH/PAD DIAMETER (MM)	1/530	1/530	1/530	1/530
BRUSH PRESSURE (KG)	21	21/28	21/28	21/28
BRUSH SPEED (RPM)	135	135	135	135
LENGTH X WIDTH X HEIGHT (CM)	122x54x105	122x54x105	122x54x105	122x54x105
NET WEIGHT (KG)	89	106	106	106
OPERATING WEIGHT (KG)	221	238	239	239



Accessories	Ref. no	Min. required	CA 451	BA 451	BA 451 D
<b>Batteries GEL</b>					
	2 PCS BATTERIES 6 DF 070	80567000	1	■	■
	2 PCS BATTERIES 6 DF 100	80567100	1	■	■
	2 PCS 12 MFP 80 BATTERY	L00190283	1	■	■
	BATT.12V-105Ah GEL Monobloc	80564400	2	■	■
	BATT.12V-70Ah GEL Monobloc	80564300	2	■	■
<b>Batteries WET</b>					
	2 PCS BATTERY FT 12 110	80567400	1	■	■
	2 PCS BATT 00200047	80567600	1	■	■
	2 PCS. VPB 12/120 BATTERY	L00190286	1	■	■
	2 PCS. VPB 12/90 BATTERY	L00190289	1	■	■
	2 PCS BATT 00200049	L00200249	1	■	■
	BATT.12V-110Ah WET Tubular Monobloc	80564600	2	■	■
	BATT.12V-72Ah WET Tubular Monobloc	80564700	2	■	■
	BATT.12V-85Ah WET Semi T Monobloc	80564800	2	■	■
	BATT.12V-110Ah WET Semi T Monobloc	L00200049	2	■	■
<b>ON-BOARD CHARGER</b>					
	CHARGER BATTERY CPL KIT	909 6739 000	1	■	■
<b>Chargers WET</b>					
	STC 24/20 EU	80547100	2	■	■
	STC 24/20 UK	80547600	2	■	■
<b>Chargers GEL</b>					
	SMC 24/20 EU	80546800	2	■	■
	SMC 24/20 UK	80547300	2	■	■
<b>Charger plug</b>					
	CONNECTOR 120A	146 1986 000	1	■	■
	PLUG UK	82179200	1	■	■
<b>Padholders</b>					
	PAD HOLDER 450MM	L08837017	1	■	■
	PAD HOLDER 530MM	L08837018	1		
<b>Pad 18" / 460mm</b>					
 460mm	PAD 18 460MM BLACK 5PCS	82256600	1	■	■
	PAD 18 460MM GREEN 5PCS	82256700	1	■	■








Accessories		Ref. no	Min. required	CA 451	BA 451	BA 451 D
	<b>Pad 18" / 460mm</b>					
	PAD 18 460MM WHITE 5PCS	L00205500	1	■	■	■
	PAD 18 460MM BROWN 5PCS	L08531700	1	■	■	■
	PAD 18 460MM RED 5PCS	L08531800	1	■	■	■
	<b>Pad 21" / 530mm</b>					
	PAD 21 530MM WHITE 5PCS	82322200	1			
	PAD 21 530MM BLACK 5PCS	82322300	1			
	PAD 21 530MM GREEN 5PCS	L00277025	1			
	PAD 21 530MM RED 5PCS	L08837043	1			
	PAD 21 530MM BLUE 5PCS	L08837044	1			
	<b>Brush disc. 450mm</b>					
	BRUSH PROLENE 450MM	L08837020	1	■	■	■
	BRUSH PROLITE 450MM	L08837021	1	■	■	■
	BRUSH UNION MIX 450MM	L08837022	1	■	■	■
	BRUSH MIDLITE GRIT	L08837023	1	■	■	■
	<b>Brush disc. 530mm</b>					
	BRUSH PROLENE 530MM	L08837025	1			
	BRUSH PROLITE 530MM	L08837026	1			
	BRUSH UNION MIX 530MM	L08837027	1			
	BRUSH, MIDLITE 180 GRIT	L08837028	1			
	BRUSH, MIDGRIT MEDIUM	L08837029	1			
	BRUSH MAGNA GRIT 46 530MM	L08837065	1			
	BRUSH DYNA GRIT 80 530MM	L08837066	1			
BRUSH ASLIDEE GRIT 500	L08837067	1				
	<b>Squeegees, blades, skirts and splash guards</b>					
	SPLASH GUARD KIT	909 6736 000	1			
	SPLASH GUARD KIT	909 6737 000	1	■	■	■
	BRUSH DECK 530MM/21 KIT WITH SQUEEGEE	909 6848 000	1			
	BLADES PU KIT 740MM/29	909 6858 000	1	■	■	■
	<b>Assembly</b>					
PRESSURE EXTRA BRUSH KIT GAS SPRING 50N	909 6738 000	1		■	■	
	<b>Accessory kit</b>					
HOSE FILLING	9097290000	1				
	<b>Others</b>					
	FILTER ANTIFOAMING	909 5065 000	1	■	■	■
	BAND RUBBER KIT	909 6734 000	1	■	■	■
	COUNTER HOUR 230V KIT	909 6735 000	1	■		
	COUNTER HOUR 24V KIT	9096951000	1		■	■
	WHEEL FRONT D.200 DRIVE 65SH	9097032000	2			■
WHEEL FRONT D.200 65SH	9097167000	2	■	■		




Accessories	Ref. no	Min. required	CA 451	BA 451	BA 451 D
<b>Detergent equipment</b>					
	CHEMICAL BOTTLE ASSEMBLY	56315503	1		■
	EDS KIT	909 6743 000	1		■



Accessories	Ref. no	Min. required	CA 531	BA 531	BA 531 D
<b>Batteries GEL</b>					
	2 PCS BATTERIES 6 DF 070	80567000	1		■
	2 PCS BATTERIES 6 DF 100	80567100	1		■
	2 PCS 12 MFP 80 BATTERY	L00190283	1		■
	BATT.12V-105Ah GEL Monobloc	80564400	2		■
	BATT.12V-70Ah GEL Monobloc	80564300	2		■
<b>Batteries WET</b>					
	2 PCS BATTERY FT 12 110	80567400	1		■
	2 PCS BATT 00200047	80567600	1		■
	2 PCS. VPB 12/120 BATTERY	L00190286	1		■
	2 PCS. VPB 12/90 BATTERY	L00190289	1		■
	2 PCS BATT 00200049	L00200249	1		■
	BATT.12V-110Ah WET Tubular Monobloc	80564600	2		■
	BATT.12V-72Ah WET Tubular Monobloc	80564700	2		■
	BATT.12V-85Ah WET Semi T Monobloc	80564800	2		■
	BATT.12V-110Ah WET Semi T Monobloc	L00200049	2		■
<b>ON-BOARD CHARGER</b>					
	CHARGER BATTERY CPL KIT	909 6739 000	1		■
<b>Chargers WET</b>					
	STC 24/20 EU	80547100	2		■
	STC 24/20 UK	80547600	2		■
<b>Chargers GEL</b>					
	SMC 24/20 EU	80546800	2		■
	SMC 24/20 UK	80547300	2		■
<b>Charger plug</b>					
	CONNECTOR 120A	146 1986 000	1		■
	PLUG UK	82179200	1		■
<b>Padholders</b>					
	PAD HOLDER 450MM	L08837017	1		
	PAD HOLDER 530MM	L08837018	1	■	■
<b>Pad 18" / 460mm</b>					
 460mm	PAD 18 460MM BLACK 5PCS	82256600	1		
	PAD 18 460MM GREEN 5PCS	82256700	1		

Accessories		Ref. no	Min. required	CA 531	BA 531	BA 531 D
	<b>Pad 18" / 460mm</b>					
	PAD 18 460MM WHITE 5PCS	L00205500	1			
	PAD 18 460MM BROWN 5PCS	L08531700	1			
	PAD 18 460MM RED 5PCS	L08531800	1			
	<b>Pad 21" / 530mm</b>					
	PAD 21 530MM WHITE 5PCS	82322200	1	■	■	■
	PAD 21 530MM BLACK 5PCS	82322300	1	■	■	■
	PAD 21 530MM GREEN 5PCS	L00277025	1	■	■	■
	PAD 21 530MM RED 5PCS	L08837043	1	■	■	■
	PAD 21 530MM BLUE 5PCS	L08837044	1	■	■	■
	<b>Brush disc. 450mm</b>					
	BRUSH PROLENE 450MM	L08837020	1			
	BRUSH PROLITE 450MM	L08837021	1			
	BRUSH UNION MIX 450MM	L08837022	1			
	BRUSH MIDLITE GRIT	L08837023	1			
	<b>Brush disc. 530mm</b>					
	BRUSH PROLENE 530MM	L08837025	1	■	■	■
	BRUSH PROLITE 530MM	L08837026	1	■	■	■
	BRUSH UNION MIX 530MM	L08837027	1	■	■	■
	BRUSH, MIDLITE 180 GRIT	L08837028	1	■	■	■
	BRUSH, MIDGRIT MEDIUM	L08837029	1	■	■	■
	BRUSH MAGNA GRIT 46 530MM	L08837065	1	■	■	■
	BRUSH DYNA GRIT 80 530MM	L08837066	1	■	■	■
BRUSH ASLIDEE GRIT 500	L08837067	1	■	■	■	
	<b>Squeegees, blades, skirts and splash guards</b>					
	SPLASH GUARD KIT	909 6736 000	1	■	■	■
	SPLASH GUARD KIT	909 6737 000	1			
	BRUSH DECK 530MM/21 KIT WITH SQUEEGEE	909 6848 000	1	■	■	■
	BLADES PU KIT 740MM/29	909 6858 000	1	■	■	■
BLADES RUBBER KIT 740MM/29	909 6860 000	1	■	■	■	
	<b>Assembly</b>					
PRESSURE EXTRA BRUSH KIT GAS SPRING 50N	909 6738 000	1		■		
ACCESSORY KIT	<b>Accessory kit</b>					
HOSE FILLING	9097290000	1				
	<b>Others</b>					
	FILTER ANTIFOAMING	909 5065 000	1	■	■	■
	BAND RUBBER KIT	909 6734 000	1	■	■	■
	COUNTER HOUR 230V KIT	909 6735 000	1	■		
	COUNTER HOUR 24V KIT	9096951000	1		■	■
	WHEEL FRONT D.200 DRIVE 65SH	9097032000	2			■
WHEEL FRONT D.200 65SH	9097167000	2	■	■		



Accessories	Ref. no	Min. required	CA 531	BA 531	BA 531 D
<b>Detergent equipment</b>					
	CHEMICAL BOTTLE ASSEMBLY	56315503	1		■
	EDS KIT	909 6743 000	1		■